

WEDA S60 (60 Hz)

Product reference sheet

The WEDA sludge pumps can handle thick, soft, wet mud or other similarly viscous mixtures of liquids and solids, especially the product of an industrial or refining process. These pumps are particularly suitable for mining applications, trench and pond-cleaning, tank clean-out and for water containing mud, sludge or light slurry.

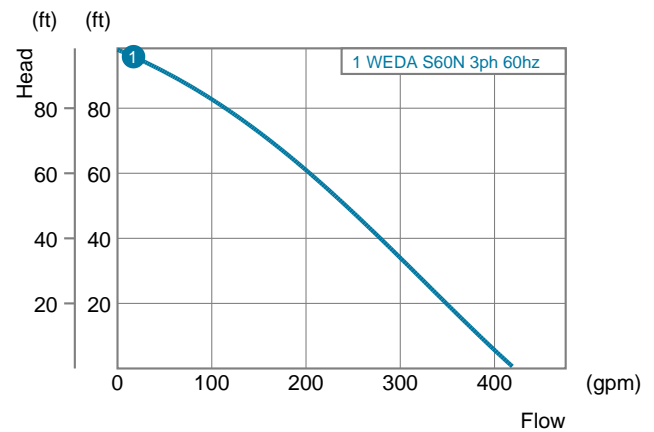
Product code	WEDA S60
Installation	Portable sludge pump
Hydraulic range	N - normal head
Insulation class	H (+180°C/+356°F) IEC 85
Protection class	IP68
Voltage variation	Max ± 5% of nominal voltage
Voltage imbalance	Max 2% - between phases
Max start stop	Max 30 starts/hour
Cable	H07RN-F (20 m) or SOOW AWG (65 ft)
Casted parts	Corrosion resistant aluminum
Impeller	High chrome iron, 55±5 HRC
Wear parts	Rubber (NBR)
Volute	High chrome iron, 55±5 HRC
Shaft	Stainless steel
O-rings	Rubber (NBR)
Bearings	Double row ball bearing in oil
Mechanical seal	Primary + secondary: SiC/SiC
Built-in controls and protection	contactor + control relay
Thermal contacts	140°C / 284°F
Options / accessories	Float switch Zinc anodes Epoxy coating Couplings (hose / ISO-G / NPT) Terminal board NSSHÖU screened cable

Product code	WEDA S60
Solids handling	2 in
Liquid temperature	Max 104°F
Depth of immersion	Max 65 ft
Max liquid specific gravity	1.4
pH of the pumped liquid	pH 5–8

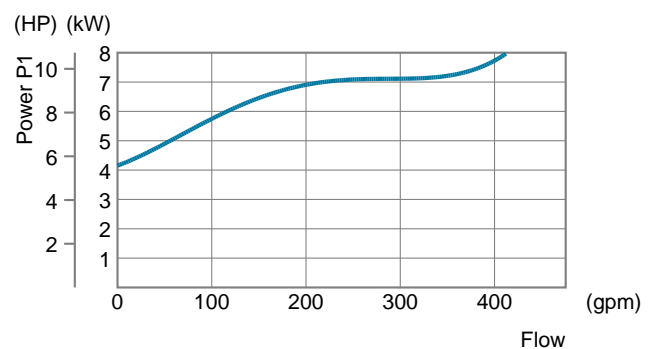
Weight and dimensions	N - Normal head
Discharge connection	4 in
Height	34.2 in
Width	17.7 in
Diameter	13.8 in
Weight (excl. cable)	144 lb



Performance curve

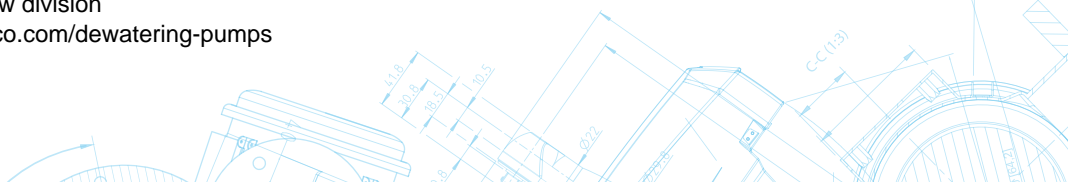


Power rating



Rating	3 ph	Std cable
Power P ₁	8.0 kW	
Power P ₂	9.3 HP	
Shaft speed	3500 r.p.m.	
230 V	23 A	AWG10
460 V	11.4 A	AWG10
575 V	9.0 A	AWG12

Other voltages on request

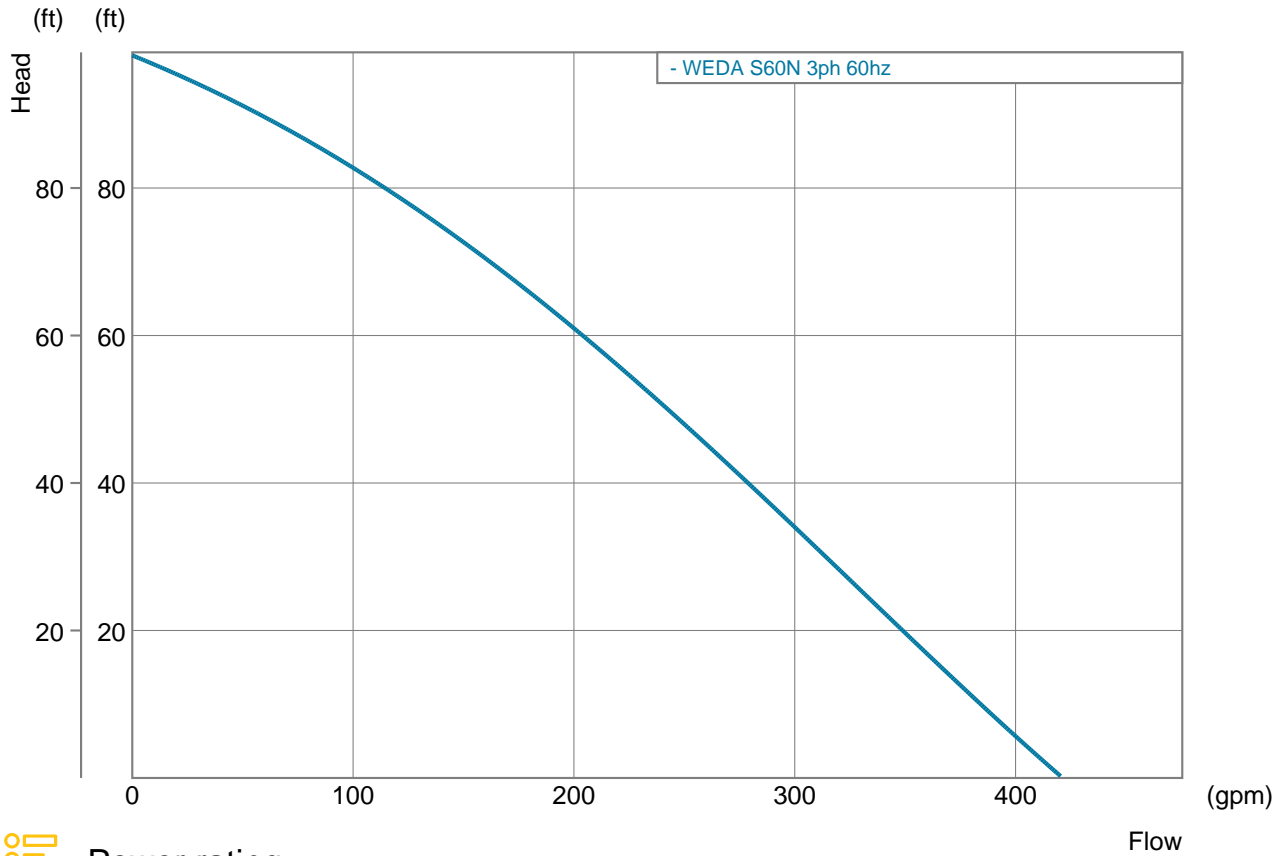


WEDA S60

Performance sheet



Performance curve



Power rating

