

WEDA D60 (60 Hz)


Product reference sheet

The WEDA drainage pumps handle either clean or sand-laden water, even with small solid particles, with the best performance and efficiency. These pumps are designed with robustness, sustained performance and ease-of-maintenance in mind. Suitable for general dewatering applications, ground water, raw water, construction sites and harsh conditions on site.

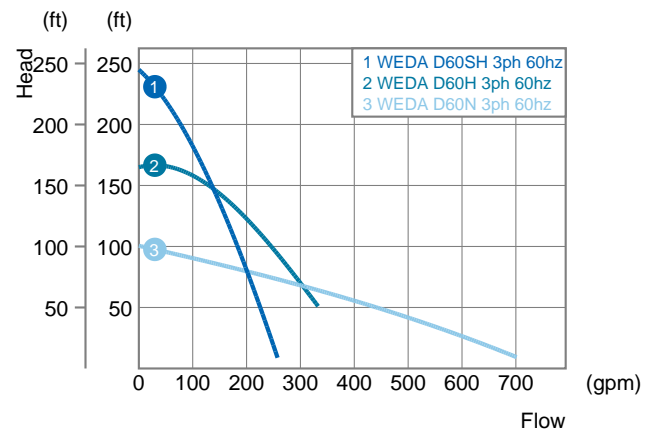
Product code	WEDA D60
Installation	Portable drainage pump
Hydraulic range	N - normal head H - high head SH - super high head
Insulation class	H (+180°C/+356°F) IEC 85
Protection class	IP68
Voltage variation	Max ± 5% of nominal voltage
Voltage imbalance	Max 2% - between phases
Max start-stop	Max 30 starts/hour
Cable	H07RN-F (20 m) or SOOW AWG (65 ft)
Casted parts	Corrosion resistant aluminum
Impeller	High chrome iron, 55±5 HRC
Wear parts	Rubber (NBR)
Strainer	Corrosion resistant aluminum
Shaft	Stainless steel
O-rings	Rubber (NBR)
Main bearing	Double row ball bearing in oil
Mechanical seal	Primary + secondary: SiC/SiC
Built-in controls and protection	contactor + control relay
Thermal contacts	140°C / 284°F
Options / accessories	Float switch Zinc anodes Epoxy coating Quick couplings (hose / NPT / ISO-G / Camlock / Storz) Pump raft Terminal board Softstarter NSSHÖU screened cable Slim adapter

Product code	WEDA D60
Solids handling, strainer hole	0.31 in
Liquid temperature	Max 104°F
Depth of immersion	Max 65 ft
Max liquid specific gravity	1.1
pH of the pumped liquid	pH 5–8

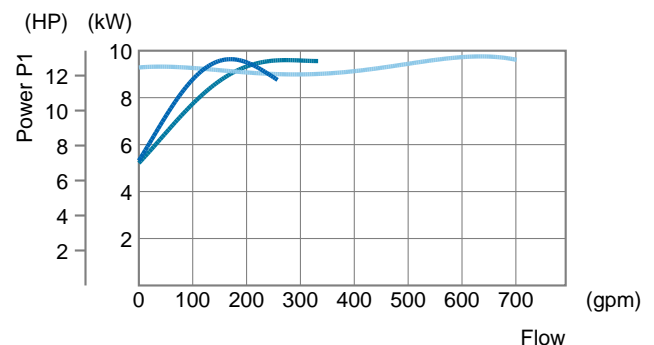
Weight and dimensions	N - Normal head	H - High head	SH - Super high head
Discharge connection	4 in	3 in	3 in
Height	29.9 in	29.9 in	29.9 in
Width	13 in	11.9 in	11.9 in
Diameter	10.9 in	10.9 in	10.9 in
Weight (excl. cable)	136 lb	136 lb	138 lb



Performance curve



Power rating



Rating	3 ph	Std cable
Power P ₁	9.9 kW	
Power P ₂	11.5 HP	
Shaft speed	3500 r.p.m.	
230 V	29 A	AWG8
460 V	14.1 A	AWG10
575 V	11.2 A	AWG12

Other voltages on request

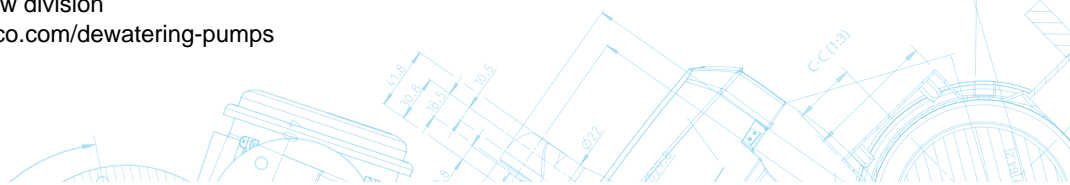
(2022-07-19) 2960 3230 00 rev 4 2022.02 - Subject to modifications without prior notice



Atlas Copco

Power and Flow division

www.atlascopco.com/dewatering-pumps

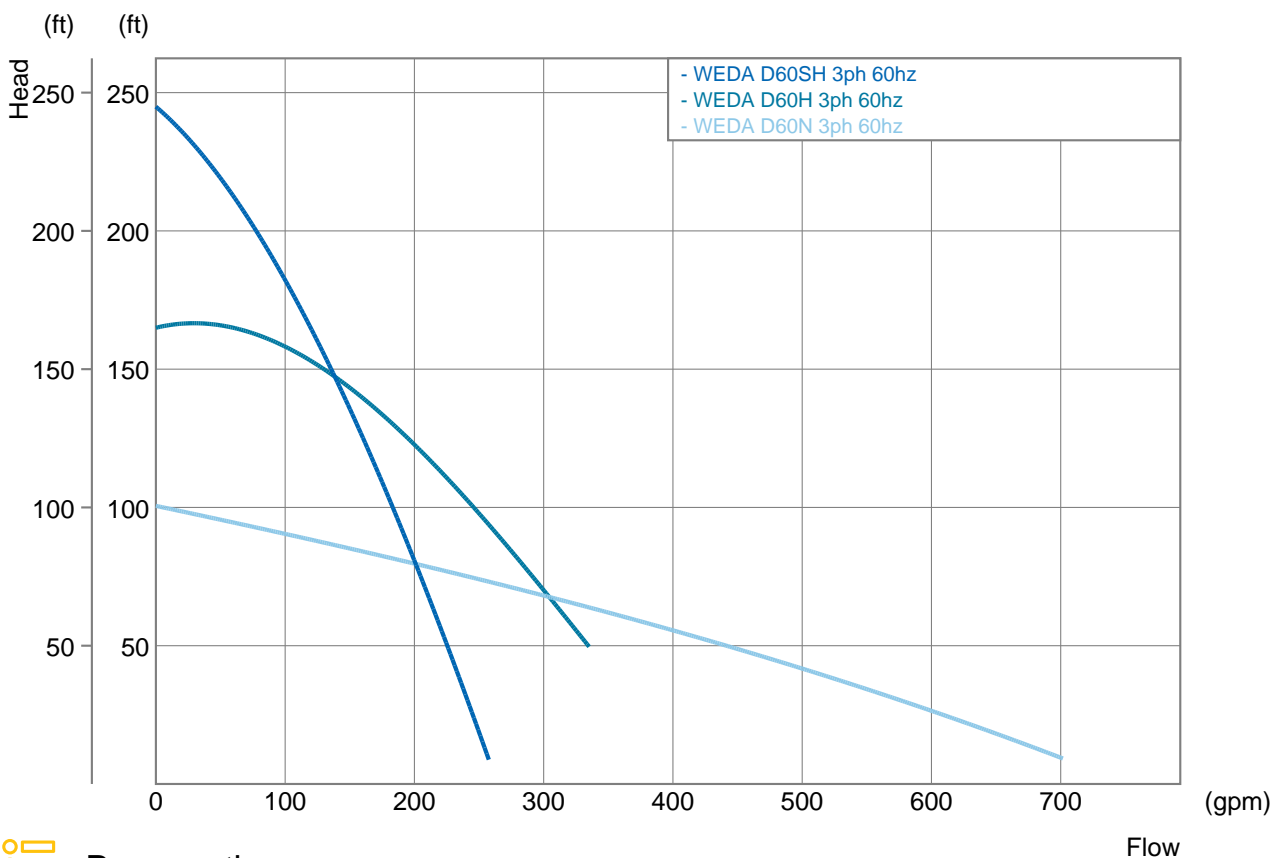


WEDA D60

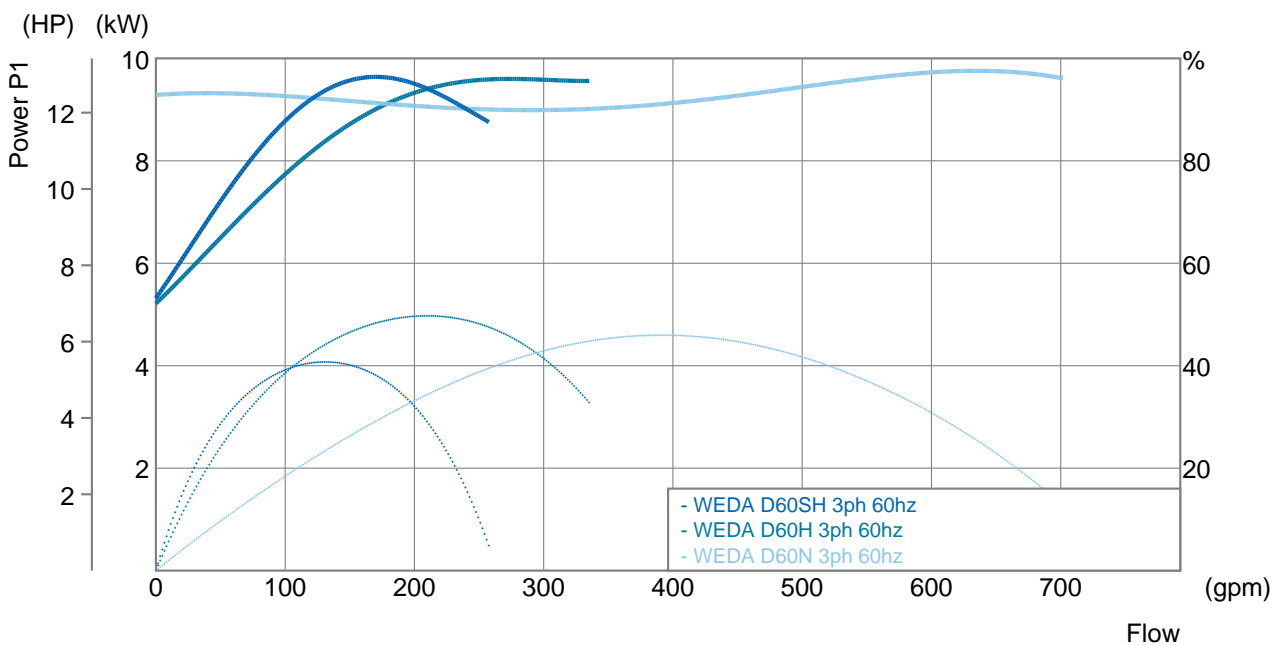
Performance sheet



Performance curve



Power rating



Generated on 2022-07-19 version 1.0.7 - Subject to modifications without prior notice



Atlas Copco
Power and Flow division
www.atlascopco.com/dewatering-pumps

