

# WEDA D50 (60 Hz)


## Product reference sheet

The WEDA drainage pumps handle either clean or sand-laden water, even with small solid particles, with the best performance and efficiency. These pumps are designed with robustness, sustained performance and ease-of-maintenance in mind. Suitable for general dewatering applications, ground water, raw water, construction sites and harsh conditions on site.

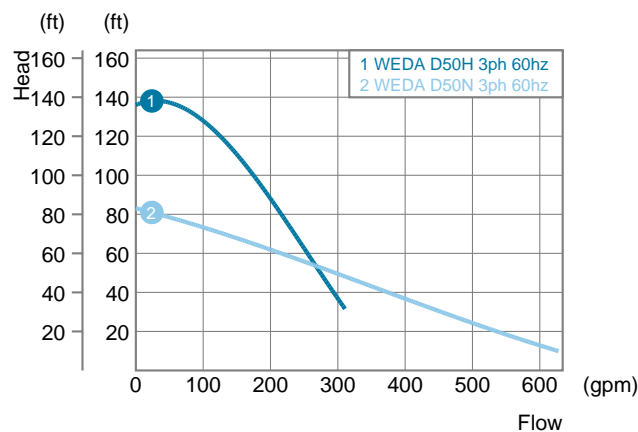
Product code	WEDA D50
Installation	Portable drainage pump
Hydraulic range	N - normal head H - high head
Insulation class	H (+180°C/+356°F) IEC 85
Protection class	IP68
Voltage variation	Max ± 5% of nominal voltage
Voltage imbalance	Max 2% - between phases
Max start-stop	Max 30 starts/hour
Cable	H07RN-F (20 m) or SOOW AWG (65 ft)
Casted parts	Corrosion resistant aluminum
Impeller	High chrome iron, 55±5 HRC
Wear parts	Rubber (NBR)
Strainer	Corrosion resistant aluminum
Shaft	Stainless steel
O-rings	Rubber (NBR)
Main bearing	Double row ball bearing in oil
Mechanical seal	Primary + secondary: SiC/SiC
Built-in controls and protection	contactor + control relay
Thermal contacts	140°C / 284°F
Options / accessories	Float switch Zinc anodes Epoxy coating Quick couplings (hose / NPT / ISO-G / Camlock / Storz) Pump raft Terminal board Softstarter NSSHÖU screened cable Slim adapter

Product code	WEDA D50	
Solids handling, strainer hole	0.31 in	
Liquid temperature	Max 104°F	
Depth of immersion	Max 65 ft	
Max liquid specific gravity	1.1	
pH of the pumped liquid	pH 5–8	

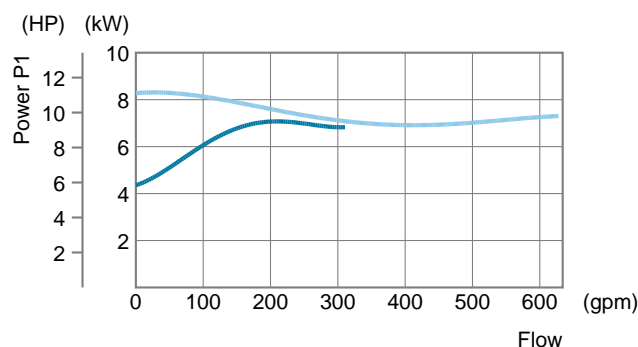
Weight and dimensions	N - Normal head	H - High head
Discharge connection	4 in	3 in
Height	28.3 in	28.3 in
Width	13 in	11.9 in
Diameter	10.9 in	10.9 in
Weight (excl. cable)	122 lb	122 lb



### Performance curve



### Power rating



Rating	3 ph	Std cable
Power P <sub>1</sub>	7.5 kW	
Power P <sub>2</sub>	8.5 HP	
Shaft speed	3500 r.p.m.	
230 V	21 A	AWG8
460 V	10.6 A	AWG10
575 V	8.5 A	AWG12

Other voltages on request



**Atlas Copco**

Power and Flow division

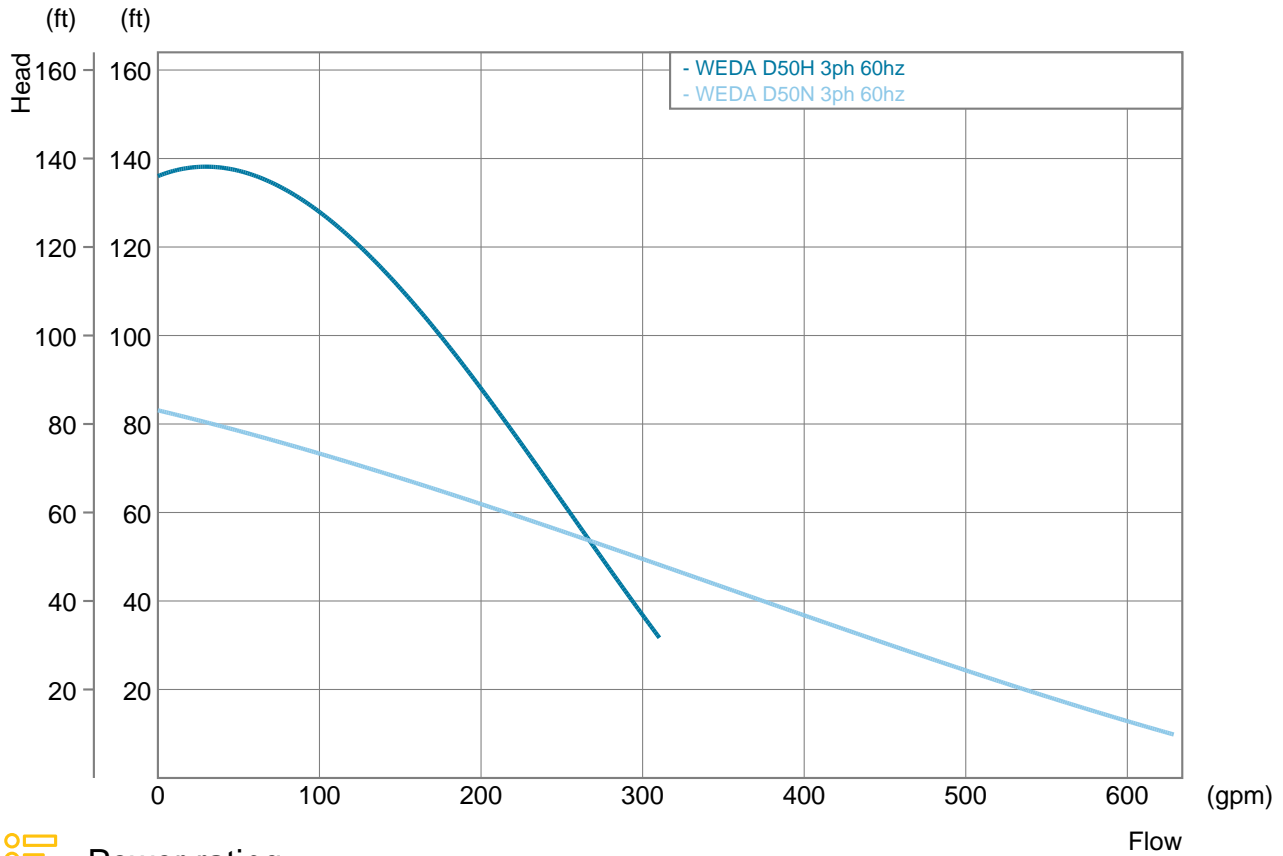
[www.atlascopco.com/dewatering-pumps](http://www.atlascopco.com/dewatering-pumps)

# WEDA D50

## Performance sheet



### Performance curve



### Power rating

