




Atlas Copco



Electric mobile air compressors

E-Air fixed speed

If you have the power to choose, choose electric

Atlas Copco's range of E-Air compressors brings the benefits of electric-driven equipment to every possible workplace. No emissions, efficient and ruggedized motors, low noise levels and a plug-and-play design; you can take the E-Air anywhere.

If you have an electric power supply at your job site, you can **save good money** using electricity instead of diesel, depending on the energy prices. **Emission-free** and **quiet**, the E-Air is an environmentally-friendly and efficient source of compressed air.

All the components under its corrosion-resistant canopy are the result of **time-tested technology, ruggedized** for all weather conditions. Every E-Air range is designed for easy service, with extended service interval of 2000 hours, or 2 years, a spillage free frame and side drain plugs.

Technical data

Model		T400	T500	T900
Nominal effective working pressure	psi (g)	150	150	150
Free air delivery*	cfm	399	493	900
	l/s	188	232	420
Sound pressure level (LpA) at 7 m (23ft)**	dB(A)	68	68	73
Max. ambient temperature	°F/°C	122 / 50		
Engine (WEG)		T400	T500	T900
Power	hp (kW)	100 (75)	125 (90)	220 (160)
Voltage	V	460		
IEC Efficiency		IE3		
Dimensions and weight		T400	T500	T900
		Skid	Skid	Skid
Length	in	111	111	132
Width	in	44	44	46
Height	in	63	63	65
Weight (wet)	lbs	3695	3984	6532

* Unit performance measured according to ISO 1217, Ed. 3, Annex C - 1996

** Measured according to ISO 2151:2004 using ISO 9614/2

Features:

- Spillage free frame and side drains
- External lifting point
- Forklift slots
- Soft start
- Camlock
- Auto start and stop
- Extended service interval: 2000 hours or 2 years
- Aftercooler + PD + DD filter, water separator and bypass valve

Options:

- Cold start at -14°F (-25°C) - available for T400 & T500
- Trailer mounted



XC2003 controller

The compressor is equipped with an intuitive **XC2003 controller** that **allows ease of operation.**

Silenced canopy

Tough, silenced canopy **with corrosion resistant protection** ensures durability and performance even in the harshest environments. No dedicated compressor room or enclosure required.

Built-in aftercooler with filters

Reduces compressed air temperature and prevents moisture build up in air lines.



Easy service

- Large doors to reach all service points.
- Side drain plugs on the frame.

What is a power-flex frame?

Designed to allow smooth and safe movement across any terrain, while being 110% spillage free. Guaranteed to quarantine all liquids from the machine and prevent soil contamination.

**STANDARD
AFTERCooler**

**SERVICE
ONCE EVERY
2 000 HOURS/
YEARS**

PLUG & PLAY

**NO
EMISSION**

**UP TO 50%
SMALLER**
THAN CONVENTIONAL COMPRESSORS

**UP TO 33%
LIGHTER**
THAN CONVENTIONAL COMPRESSORS

**RUNNING COSTS
CAN BE REDUCED BY
UP TO 50%**


Power Technique Solutions Portfolio

Atlas Copco's Power Technique Business Area has a forward-thinking philosophy. For us, creating customer value is all about anticipating and exceeding your future needs – while never compromising our environmental principles. Looking ahead and staying ahead is the only way we can ensure we are your long term partner.



Air compressors

<p>Ready to go</p>  <ul style="list-style-type: none"> • 110-250 cfm • 58-150 psi 	<p>Versatility</p>  <ul style="list-style-type: none"> • 400-900 cfm • 58-200 psi <p>*Diesel and electric options available</p>	<p>Productivity partner</p>  <ul style="list-style-type: none"> • 950-1800 cfm • 100-508 psi <p>*1000-5000 psi with Boosters</p>
---	---	--



Generators

<p>Portable</p>  <ul style="list-style-type: none"> • 1.6-12 kVA 	<p>Mobile</p>  <ul style="list-style-type: none"> • 25-1200* kVA
--	--

Dewatering pumps

<p>Electric submersible</p>  <ul style="list-style-type: none"> • up to 6,100 g/min 	<p>Centrifugal diesel driven</p>  <ul style="list-style-type: none"> • up to 6,155 g/min
--	---

Light towers

<p>Metal halide</p> 	<p>LED</p> 
--	---

Photos and illustrations contained herein might depict products with optional and/or extra components which are not included with the standard version of the product and, therefore, are not included in a purchase of such product unless the customer specifically purchases such optional/extra components. We reserve the right to change the specifications and design of products described in this literature without notice. Not all products are available in all markets.



Atlas Copco Power Technique
atlascopco.com/ptba